



**E B A N I S T A**

**LUCIANI RECTANGULAR EXPANDING DINING TABLE**

**96" x 48" – WITH ONE 24" LEAF**

NO. 405-800-200-96-WLT/EB-AG-EXP1

HAND-CARVED DINING TABLE · ONE 24" LEAF INSERT · HAND-CARVED EDGE DETAIL  
BANDED, HAND-PLANED, PLANKED, & LIGHTLY DISTRESSED FRENCH POLISHED WALNUT TOP WITH SQUARE CORNERS  
APRON & TWO PEDESTALS IN EBONIZED FINISH · THREE SCROLLING LEGS IN WALNUT FINISH  
BASE IN WALNUT & EBONIZED FINISH · SHOWN IN ANTIQUED GOLD DETAILING

WIDTH 96 IN. DEPTH 48 IN. OVERALL HEIGHT 30 IN.  
WIDTH 120 IN. DEPTH 48 IN. HEIGHT 30 IN. (WHEN EXPANDED)  
BASE DIAMETER 31 IN. HEIGHT TO BOTTOM OF APRON 27 IN.



**EBANISTA**


**LUCIANI RECTANGULAR EXPANDING DINING TABLE**

**120" x 48" – WITH ONE 24" LEAF**

NO. 405-800-600-120-WLT/EB-AG-EXP1

HAND-CARVED DINING TABLE · ONE 24" LEAF INSERT · HAND-CARVED EDGE DETAIL  
BANDED, HAND-PLANED, PLANKED, & LIGHTLY DISTRESSED FRENCH POLISHED WALNUT TOP WITH SQUARE CORNERS  
APRON & TWO PEDESTALS IN EBONIZED FINISH · THREE SCROLLING LEGS IN WALNUT FINISH  
BASE IN WALNUT & EBONIZED FINISH · SHOWN IN ANTIQUED GOLD DETAILING

WIDTH 120 IN. DEPTH 48 IN. OVERALL HEIGHT 30 IN.  
WIDTH 144 IN. DEPTH 48 IN. HEIGHT 30 IN. (WHEN EXPANDED)  
BASE DIAMETER 31 IN. HEIGHT TO BOTTOM OF APRON 27 IN.



**E B A N I S T A**

**LUCIANI RECTANGULAR DINING TABLE – 96”x48” – SOLID TOP**

NO. 405-800-600-96-WLT/EB

HAND-CARVED DINING TABLE · HAND-CARVED EDGE DETAIL


BANDED, HAND-PLANED, PLANKED, & LIGHTLY DISTRESSED FRENCH POLISHED WALNUT TOP WITH SQUARE CORNERS

APRON & TWO PEDESTALS IN EBONIZED FINISH · THREE SCROLLING LEGS IN WALNUT FINISH

BASE IN WALNUT & EBONIZED FINISH · ANTIQUED GOLD OR ANTIQUED SILVER DETAILING

WIDTH 96 IN. DEPTH 48 IN. HEIGHT 30 IN.

BASE DIAMETER 31 IN. HEIGHT TO BOTTOM OF APRON 27 IN.




**E B A N I S T A**

**LUCIANI RECTANGULAR DINING TABLE – 120”x48” – SOLID TOP**

NO. 405-800-600-120-WLT/EB

HAND-CARVED DINING TABLE · HAND-CARVED EDGE DETAIL  
BANDED, HAND-PLANED, PLANKED, & LIGHTLY DISTRESSED FRENCH POLISHED WALNUT TOP WITH SQUARE CORNERS  
APRON & TWO PEDESTALS IN EBONIZED FINISH · THREE SCROLLING LEGS IN WALNUT FINISH  
BASE IN WALNUT & EBONIZED FINISH · ANTIQUED GOLD OR ANTIQUED SILVER DETAILING

WIDTH 120 IN. DEPTH 48 IN. HEIGHT 30 IN.  
BASE DIAMETER 31 IN. HEIGHT TO BOTTOM OF APRON 27 IN.




**EBANISTA**  
**LUCIANI RECTANGULAR EXPANDING II DINING TABLE**  
**96" x 48" – WITH TWO 24" LEAVES**

NO. 405-800-600-96-WLT/EB-EXP2

HAND-CARVED DINING TABLE · TWO 24" LEAF INSERTS · HAND-CARVED EDGE DETAIL  
BANDED, HAND-PLANED, PLANKED, & LIGHTLY DISTRESSED FRENCH POLISHED WALNUT TOP WITH SQUARE CORNERS  
APRON & TWO PEDESTALS IN EBONIZED FINISH · THREE SCROLLING LEGS IN WALNUT FINISH  
BASE IN WALNUT & EBONIZED FINISH · ANTIQUED GOLD OR ANTIQUED SILVER DETAILING

WIDTH 96 IN. DEPTH 48 IN. OVERALL HEIGHT 30 IN.  
WIDTH 144 IN. DEPTH 48 IN. HEIGHT 30 IN. (WHEN EXPANDED)  
BASE DIAMETER 31 IN. HEIGHT TO BOTTOM OF APRON 27 IN.



**E B A N I S T A**

**LUCIANI RECTANGULAR EXPANDING II DINING TABLE**

**120" x 48" – WITH TWO 24" LEAVES**

NO. 405-800-600-120-WLT/EB-EXP2

HAND-CARVED DINING TABLE · TWO 24" LEAF INSERTS · HAND-CARVED EDGE DETAIL  
BANDED, HAND-PLANED, PLANKED, & LIGHTLY DISTRESSED FRENCH POLISHED WALNUT TOP WITH SQUARE CORNERS  
APRON & TWO PEDESTALS IN EBONIZED FINISH · THREE SCROLLING LEGS IN WALNUT FINISH  
BASE IN WALNUT & EBONIZED FINISH · ANTIQUED GOLD OR ANTIQUED SILVER DETAILING

WIDTH 120 IN. DEPTH 48 IN. OVERALL HEIGHT 30 IN.  
WIDTH 168 IN. DEPTH 48 IN. HEIGHT 30 IN. (WHEN EXPANDED)  
BASE DIAMETER 31 IN. HEIGHT TO BOTTOM OF APRON 27 IN.